



# **HARCO**

## **AWWA C907 FITTINGS**

**Designed for:**

- **All PVC Systems**
- **High Strength**
- **High Flow Capacity**
- **Easy Installation**



# **NOW IN BLUE**

# HARCO PVC C907 PRESSURE FITTINGS

## DESIGN DATA

**HARCO C907 Fittings** conform to AWWA C907, CSA B137.2 and are NSF 61 listed. They are available in blue HDB 4000 PVC compound and sizes 4", 6" and 8". These fittings are Pressure Class 150 and Pressure Rated 235 psi for use on PVC pipe meeting AWWA C900.

The Harrington Corporation was the first manufacturer of injection molded pressure fittings for C900 pipe making the first one in 1982. Out of this product line evolved the AWWA C907 standard for PVC pressure fittings issued in 1991. At [www.harcofittings.com](http://www.harcofittings.com) you can see more Harco fittings for C900 pipe as well as other products available from The Harrington Corporation.

## HIGH STRENGTH

In addition to meeting AWWA C907/CSA B137.2, blue HARCO C907 fittings are injection molded from PVC compound having a Hydrostatic Design Basis (HDB) of 4000 psi. Per standard the bodies of HARCO C907 fittings have a thickness that exceeds 125% of the wall thickness of AWWA C900, Class 150, DR 18 pipe.

## DEEP BELL, PUSH ON JOINT

HARCO's push on joint, with a compression gasket seated in a deep square groove, provides a tight seal meeting the pressure rating requirements of AWWA C907/CSA B137.2. The deep gasketed bell allows for earth movements and thermal expansion & contraction of the pipe line. The bell can accommodate 1° of deflection. Gaskets are available in standard SBR, EPDM and Nitrile. Transition gaskets to go from C900 pipe to IPS pipe are also available.

## LIGHTWEIGHT AND EASY TO INSTALL

These light yet strong fittings eliminate the nuts and bolts of MJ fittings providing for easier and faster installation. HARCO's wide flat bell face, optimized insertion force, and roll out resistant/removable gasket system allow for easy and reliable assembly. The flat bell face provides a good bearing surface for installation. The square gasket/groove system while preventing roll outs permits removal and cleaning of the gasket and groove. Installers prefer the HARCO fitting because of increased productivity.

## JOINT RESTRAINT

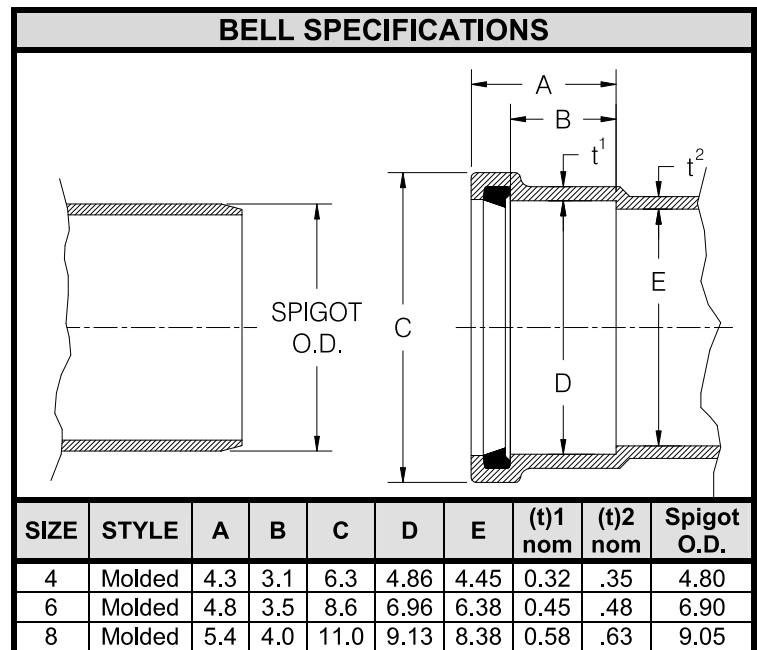
HARCO fittings accommodate off the shelf joint restraint rings. There is no need to stock and ship modified restraint rings.

## STANDARDS & CERTIFICATIONS

HARCO C907 fittings meet AWWA C907/CSA B137.2 and all referenced standards including ASTM D3139 for joints and ASTM F477 for gaskets. Fittings are qualified for potable water service and are NSF 61 certified and listed. Most fittings are third party certified to CSA B137.2.

## SAMPLE SPECIFICATION

All fittings for use with 4", 6" and 8" AWWA C-900 pipe shall meet the requirements of AWWA C-907 or CSA B137.2. Fittings shall be NSF 61 listed.



## Application cautions:

- Refer to AWWA C907, Section 7, and Section A.3 for the effects of temperature and frequent or large surges on the performance of this product.

- Thrust blocks must be of poured concrete, fully embrace the back of the fitting, and sized for the soil conditions so that movement is prevented. Joint restraint products are available and suitable for most configurations.

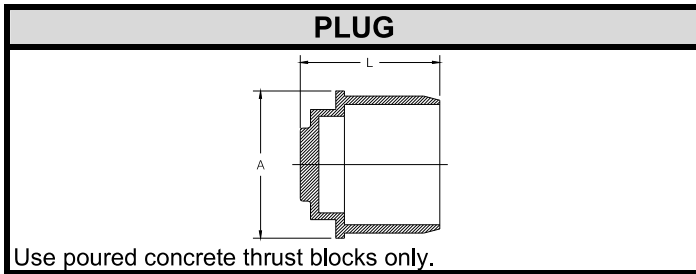


## THE HARRINGTON CORPORATION

P.O. Box 10335 • LYNCHBURG, VIRGINIA 24506 • PLANT: 3721 COHEN PLACE • LYNCHBURG, VIRGINIA 24501  
PHONE: (434) 845-7094 • FAX: (434) 845-8562 • E-MAIL: [sales@harcofittings.com](mailto:sales@harcofittings.com) • WEB: [www.harcofittings.com](http://www.harcofittings.com)

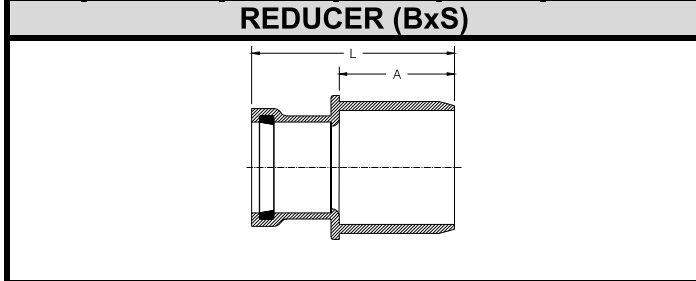
# HARCO PVC C907 FITTINGS

## DESIGN DATA

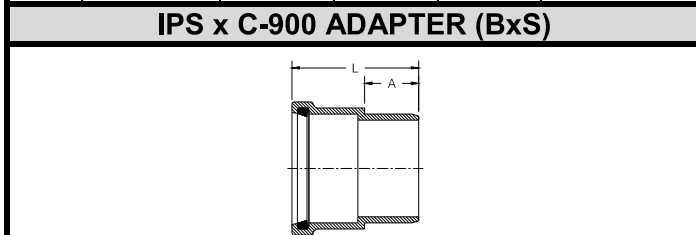


Use poured concrete thrust blocks only.

SIZE	PART No.	STYLE	A	L	WT.(approx.)
4	344-040-B	Molded	5.3	4.5	1.2
6	344-060-B	Molded	7.4	6.4	3.1
8	344-080-B	Molded	9.5	7.3	6.2

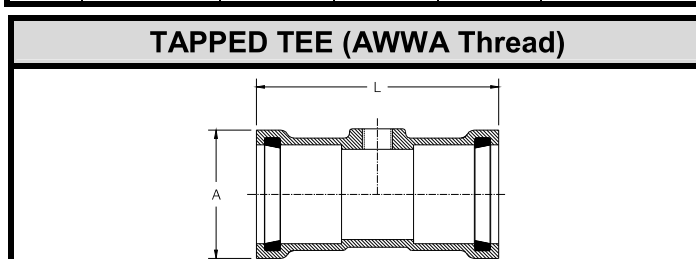


SIZE	PART No.	STYLE	A	L	WT. (approx.)
6x4	316-0604-B	Molded	4.7	9.4	4.0
8x6	316-0806-B	Molded	5.3	10.5	7.7



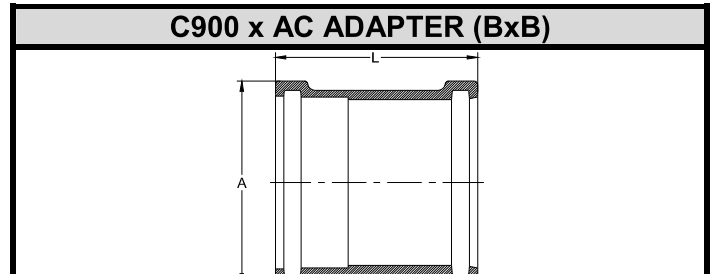
White only.

SIZE	PART No.	STYLE	A	L	WT. (approx.)
4	339-040	Molded	2.7	0.3	2.4
6	339-060	Molded	3.7	0.5	5.0

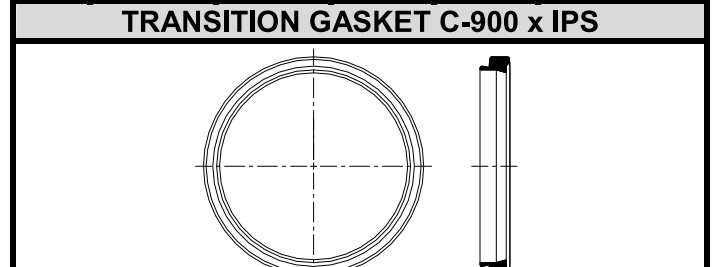


Call for NPT threads.

SIZE	PART No.	STYLE	A	L	WT. (approx.)
4x $\frac{3}{4}$	352-403-B	Molded	6.9	12.0	4.3
4x1	352-404-B	Molded	6.9	12.0	4.3
4x2	352-408-B	Molded	6.9	12.0	4.3
6x $\frac{3}{4}$	352-603-B	Molded	8.5	13.3	8.5
6x1	352-604-B	Molded	8.5	13.3	8.5
6x2	352-608-B	Molded	8.5	13.3	8.5
8x $\frac{3}{4}$	352-803-B	Molded	11.0	14.9	15.0
8x1	352-804-B	Molded	11.0	14.9	15.0
8x2	352-808-B	Molded	11.0	14.9	15.0



SIZE	PART No.	STYLE	A	L	WT. (approx.)
4	340-040-B	Molded	6.3	8.9	3.0
6	340-060-B	Molded	8.6	10.0	6.0
8	340-080-B	Molded	11.0	11.3	12.0



Non-pressure

SIZE	PART No.	STYLE	WT. (approx.)
4	396-040	Molded	0.3
6	396-060	Molded	0.5
8	396-080	Molded	0.7

## INSTALLATION INSTRUCTIONS

Fittings should be installed per the general requirements of AWWA C605 and ASTM D2774.

1. Pipe end should be square and beveled. Bevel should be approximately 15° and  $\frac{3}{4}$ " long. Remove any burrs and ridges on pipe. Measure the bell depth, subtract  $\frac{1}{4}$ ", and measure & mark the pipe with an insertion line.
2. Clean all debris from the bell areas of the fitting. See that the gasket is fully seated in the groove with no raised areas.
3. Lubricate the gasket and the plain end of the pipe with the lubricant supplied by the pipe manufacturer.
4. Align the pipe with the fitting and push together by hand or with pry bars (using wood blocks between fitting and pry bars). Insert until the insertion line is even with the edge of the fitting bell.

Do not install with backhoe. Do not insert the pipe past the pipe stop. Do not deflect the pipe in the fitting bell such that the fitting is loaded. Be careful that over insertion or over deflection do not occur when installing adjoining lengths of pipe.

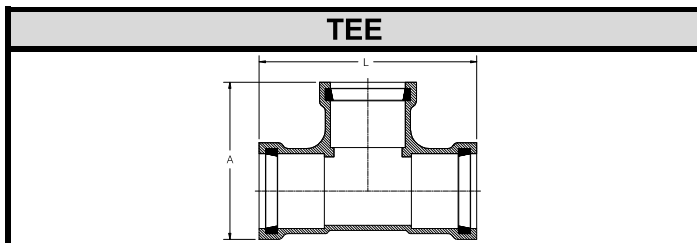


### THE HARRINGTON CORPORATION

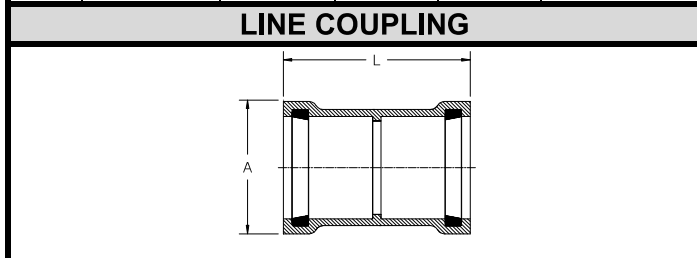
P.O. Box 10335 • LYNCHBURG, VIRGINIA 24506 • PLANT: 3721 COHEN PLACE • LYNCHBURG, VIRGINIA 24501  
 PHONE: (434) 845-7094 • FAX: (434) 845-8562 • E-MAIL: [sales@harcofittings.com](mailto:sales@harcofittings.com) • WEB: [www.harcofittings.com](http://www.harcofittings.com)

# HARCO PVC C907 PRESSURE FITTINGS

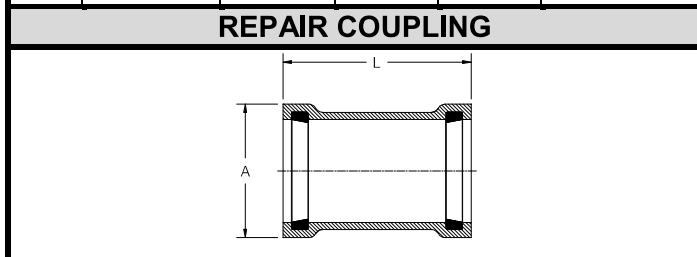
## DESIGN DATA



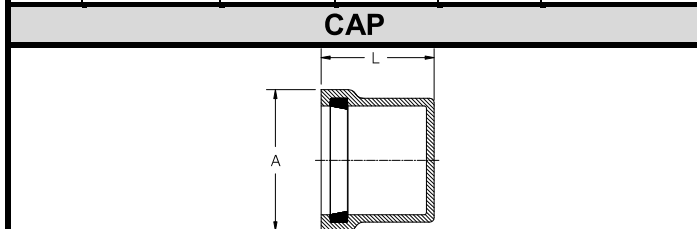
SIZE	PART No.	STYLE	A	L	WT. (approx.)
4x4	312-0404-B	Molded	10.1	14.2	6.7
6x4	312-0604-B	Molded	12.3	15.4	11.5
6x6	312-0606-B	Molded	13.0	17.4	14.5
8x4	312-0804-B	Molded	14.9	16.3	19.0
8x6	312-0806-B	Molded	15.4	18.5	23.0



SIZE	PART No.	STYLE	A	L	WT. (approx.)
4	308-040-B	Molded	6.3	8.9	2.9
6	308-060-B	Molded	8.3	10.0	6.0
8	308-080-B	Molded	11.0	11.0	11.5
10	308-100	Extruded	13.0	19.7	27
12	308-120	Extruded	15.5	22.3	40

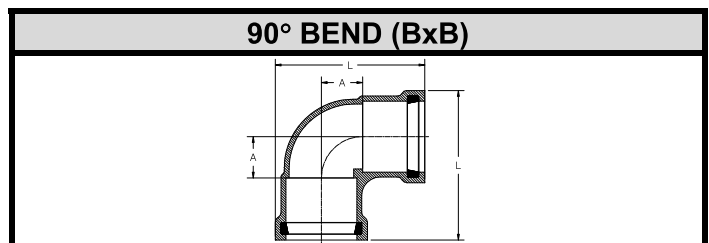


SIZE	PART No.	STYLE	A	L	WT. (approx.)
4	309-040-B	Molded	6.3	8.9	3.4
6	309-060-B	Molded	8.6	10.0	6.7
8	309-080-B	Molded	11.0	11.3	12.5
10	309-100	Extruded	13.0	19.7	22
12	309-120	Extruded	15.5	22.3	36

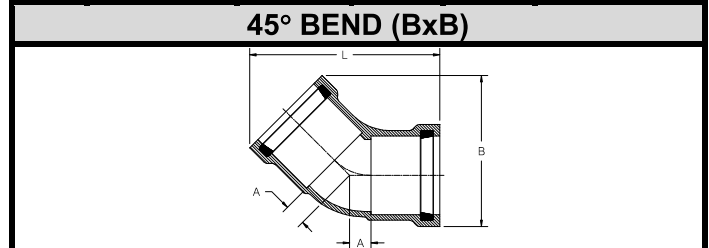


Use poured concrete thrust blocks only.

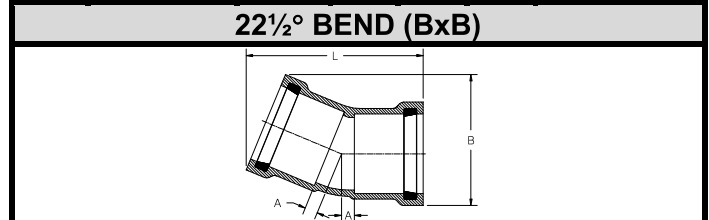
SIZE	PART No.	STYLE	A	L	WT. (approx.)
4	349-040-B	Molded	6.3	4.5	2.1
6	349-060-B	Molded	8.6	5.2	4.5
8	349-080-B	Molded	11.0	6.0	8.5



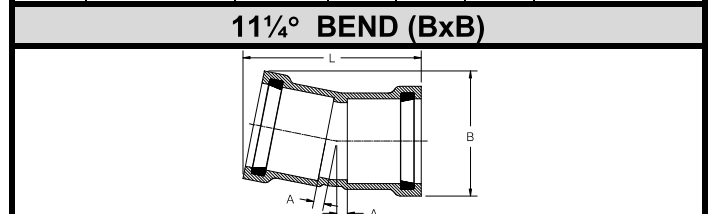
SIZE	PART No.	STYLE	A	L	WT.(approx.)
4	318-040-B	Molded	2.8	10.3	6.0
6	318-060-B	Molded	3.9	13.1	12.0
8	318-080-B	Molded	5.1	16.0	23.0



SIZE	PART No.	STYLE	A	B	L	WT. (approx.)
4	322-040-B	Molded	1.3	9.9	11.5	4.1
6	322-060-B	Molded	1.8	12.6	14.0	8.2
8	322-080-B	Molded	2.2	14.8	16.8	16.1



SIZE	PART No.	STYLE	A	B	L	WT. (approx.)
4	324-040-B	Molded	0.8	8.0	11.0	4.0
6	324-060-B	Molded	1.1	10.3	13.0	8.0
8	324-080-B	Molded	1.3	13.3	15.0	15.0



SIZE	PART No.	STYLE	A	B	L	WT. (approx.)
4	326-040-B	Molded	0.6	7.3	10.5	3.8
6	326-060-B	Molded	0.8	9.3	12.0	7.5
8	326-080-B	Molded	0.9	11.8	13.5	13.1

### NOTES:

- All lay lengths & weights are approximate and are subject to change.
- 10" & 12" line and repair couplings are made from white machined pipe extrusions, not to AWWA C907.
- Tees, molded couplings, and bends are 3<sup>rd</sup> party certified to CSA B137.2. Other items are pending.
- For other configurations see [www.harcofittings.com](http://www.harcofittings.com) or call.



### THE HARRINGTON CORPORATION

P.O. Box 10335 • LYNCHBURG, VIRGINIA 24506 • PLANT: 3721 COHEN PLACE • LYNCHBURG, VIRGINIA 24501  
 PHONE: (434) 845-7094 • FAX: (434) 845-8562 • E-MAIL: [sales@harcofittings.com](mailto:sales@harcofittings.com) • WEB: [www.harcofittings.com](http://www.harcofittings.com)